

# Placer County Photography Club

The premiere camera club of the Sierra Foothills since 1952—Auburn, CA

Winter 2024  
Vol. 72 No. 1

## Greetings and Happy New Year! from the new PCPC Board of Directors

We hope this season has brought you much joy and, hopefully, some good photo opportunities. Not only are we beginning a new calendar year but the Club, for the first time in eighteen years, will be without the leadership of Mike Schumacher. Needless to say, we are all incredibly grateful for Mike's dedication and stewardship during his lengthy and productive tenure. Thanks, once again, Mike.

Due to the Covid-19 outbreak in March 2020, the Club, through the use of Zoom, conducted remote meetings only. Eventually, once the Beecher room became available, those meetings evolved into hybrid meetings. These hybrid meetings are still essentially conducted as remote meetings. While we should be grateful that Zoom technology allowed the Club to remain a viable functioning club, we must acknowledge that it came with a price.

The Board believes that in order for the Club to not just survive, but to flourish, it is vital that Club meetings be essentially in person attendance meetings. We believe that the social component of our club is a key ingredient in promoting a spontaneous free flow of thoughts by all its members. In addition to helping create a bond with fellow members, in person meetings encourage creativity and an appreciation of different perspectives.

Future meetings will put a greater emphasis on the

sharing of ideas and expertise, increasing the time that attendees are actively participating. Unfortunately, with the technology we now have it is not possible to create spontaneous discussion in the Beecher room if we must always make sure that the speaker is holding a microphone. Because of this, there may be moments during meetings where those at home may find it difficult to hear what is being said. It is also possible that, occasionally, there may be presentations where things are displayed in person but not on the screen. At this time we do not have the means to share some aspects of in person meetings on Zoom.

Please keep in mind that for those who cannot attend future meetings in person, Zooming will still be an option. Hopefully, technology that is affordable may one day allow those at home to be better engaged with those attending in person. Until that day, we thank you for your understanding and patience.

Respectfully,

**Dick Bosworth**, President  
**Dennis Morgan**, Vice President and Webmaster  
**Mary Nunes**, Treasurer  
**Liz Staats**, Secretary  
**Mike Schumacher**, Member at Large

## Thanks Mike!

Past President Mike Schumacher served as the president of the Placer Camera Club/Placer County Photography Club for 18 years. Congratulations on a well-deserved retirement from those responsibilities. We're honored to have him continuing as the "Member at Large" on the Club's Board of Directors. And, it's obvious Mike is still focused on photography... Mike won first place in both the People and Landscape categories in the 2023 Annual competition.



Mike, seen at the club's picnic in November.

# 2023 Annual Competition

Congratulations to all who entered this year's annual competition. Each of the eight categories had a first place, second place, and third place winner and in addition, there were many in each category that received honorable mention. Thank you to David Wong for judging the annual competition. Click here to see 1st, 2nd, and 3rd place winners in all other categories.

**Here's the 2023 Photo of the Year!  
Congratulations Jack Bachelder! Your creativity inspires us all!**




**Monterey Bay by Jack Bachelder  
Entered in Open Category**

## Open—1st, 2nd, and 3rd place



**2nd Place Open**



**Illuminated 2 by  
Don Goldman**

**3rd Place Open**



**Sunset Ride by  
Daphne Hallas**



# Double Take

by Carol Smith

Did you do a double take at the October PCPC meeting when Jack Bachelder's image appeared on screen? I know I did. The image is intriguing for many reasons, not the least of which is that it is an early selfie—a double selfie to be exact—and it was taken 77 years ago, in 1946 when he was 16.

Jack, one of our club's most creative members, started in photography when he was a teenager. The first camera he owned was an Argus C3, a popular rangefinder camera introduced in 1939 that remained in production into 1966 when inexpensive Single Lens Reflex cameras made the rangefinder cameras less desirable. Jack called it "the brick," a nickname that many photographers used because of its square design

and weight. It originally retailed for \$35, equivalent to about \$750 in today's dollars. The Argus C3 had built-in flash synchronization and he took advantage of that feature when he took this image. It is a manual camera that gave Jack many years of wonderful photographic memories and he was thrilled to find a pristine specimen of one several years ago which he now proudly displays at home.

Jack doesn't recall exactly what prompted him to take the image but he does recall how he did it. He set his Argus C3, loaded with Kodachrome Slide Film (introduced by Kodak in 1935), on a tripod in his backyard. He wanted a completely black background

**Cont. page 4**



© Jack Bachelder

## Double Take— Cont. from page 3

so he knew that he had to position his subject(s) high, and point the camera toward the dark sky so the flash wouldn't illuminate anything to cause distraction from his subject(s).

He had a small timer device that attached to the shutter release on top of the camera that added a time delay, enabling him to get in place for the shot. He screwed a round blue bulb into the Argus flash unit — (the round silver dish on a handle, the kind you see in vintage movies with photographers surrounding celebrities or at news conferences) —and he was ready to go.

He carefully marked his two positions on the picnic table top so he could climb up on the table and get into the correct position quickly before the camera triggered. For the first part of the image, the left subject sported a red sweater and held a cigarette in his lips waiting for a light, reminiscent of James Dean although James Dean didn't appear in movies until several years after Jack took this photograph. Once the first image was taken, Jack jumped off the table, donned a leather motorcycle jacket, and grabbed a book of matches. Then he put a fresh blue bulb in the flash unit, set the timer, and did NOT advance the film so that the second image would imprint on the same piece of film. Then he leaped onto the table in position #2, struck the match, and the rest, as they say, is history.

Making a double exposure on purpose was, I'm certain, not common at that time although unintentional

double exposures were probably quite common. Creating the image wasn't easy, and, unlike today's digital cameras with instant gratification and the ability for do-overs if needed, he had one chance and then had to wait until the film was developed to see the results. I imagine it took several days for development, especially the color slide film he used.

The results must have been extremely gratifying when Jack first saw the results. The match is lit. The two subjects are in correct alignment for the action presented. The background is black. And he did it with one try. The innovative way Jack created the image was memorable and would still be difficult to execute today despite advances in camera technology. To do the same thing in camera is now possible. Today's digital cameras allow many options for creating double exposures including many that have specific multiple exposure settings in the camera allowing for two or more exposure merged into a single image. Some cameras allow images created at different times to be merged into a single image in camera. And, of course, images can be combined in Photoshop. All these options all have multiple choices. Of course, the ease with which one can create such an image today still requires careful thought and creative consideration. You need to know and understand your goal and envision the final image before ever taking a photograph. Bravo to Jack Bachelder whose innovation in photography began decades ago and continues to this day.

## Ask Auntie



## No-fail guide to Naming and Saving Images!

### Dear Auntie:

I get frustrated and frazzled naming images for critiques. Please help!

—Frazzled

### Dear Frazzled:

You're not alone. And I can help you with that. Once you understand why we have to save and name images certain ways, it's easy. If images aren't saved and named correctly, they won't display properly on the projector at club meetings; they won't be placed in the appropriate category; they won't identify the photographer; and they can't be uploaded to the PCPC

website. Here's how to do it:

### Naming the image:

1) Identify the category that fits your image. The PCPC has 10 categories in which to submit images. Go to the PCPC Website for full descriptions of the categories if you are unsure where your image fits.

- Open (Op)
- Travel (Tr)
- Wild Nature (Wn)
- People (Pe)
- Theme (Th)
- Altered Reality (Ar)
- Photojournalism (Pj)
- Domestic Nature (Dn)
- Landscape (La)
- Assigned Subject (As)

# Ask Auntie

Cont. from page 4

2) The image name consists of four distinct parts: Category, Image Title, Photographer's Name, file type as well as some specific punctuation. The image name is constructed as follows:

- Two letter category abbreviation (refer to above list);
- Single hyphen (no space before or after hyphen);
- Image Title; can include spaces and special characters but no hyphen as part of the title;
- Single hyphen (no space before or after hyphen);
- Photographer's first and last name, no initials, spaces are OK;
- A period;
- jpg (file type).

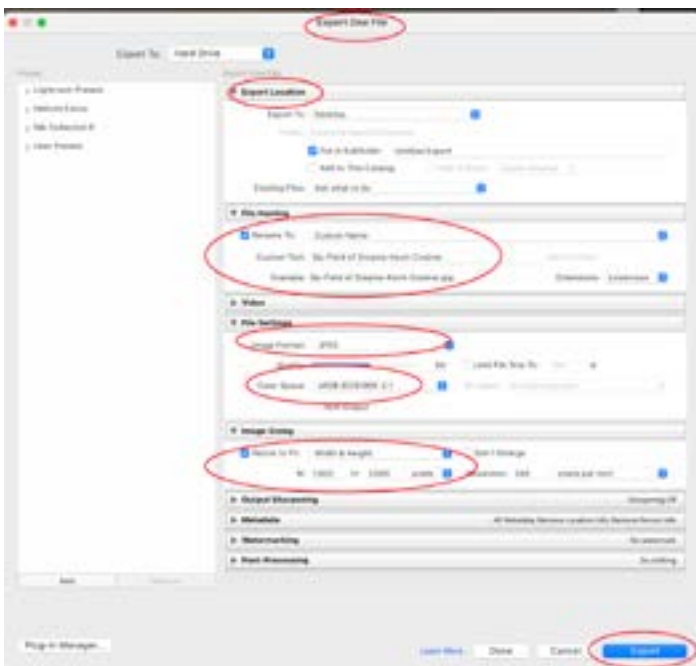
A properly constructed image title looks like this:

**Op-Field of Dreams-Kevin Costner.jpg**

## Saving the image:

Now that you know how to name your image, you can save it and name it as part of the saving process. Keep in mind that a few entries are needed to insure images will display as intended. You will need to resize your image to a maximum of 1920x1280 pixels; convert it to sRGB color space if it's not already, and save the image in jpg format. Here's how to do that.

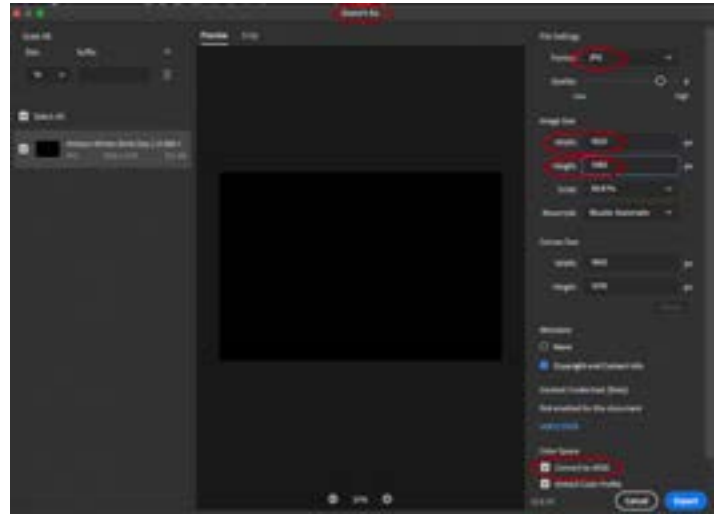
If you are using **Lightroom**, go to Menu File>Export> and the following dialog box comes up:



Once you're in the Export One File dialog box- (circled in red) the other red ellipses indicate what entries are needed to save and rename your image correctly. Last, click Export. That's it. You've properly named and saved your file.

Use **Photoshop**? **Photoshop** instructions:

Go to File>Export>Export As.... Enter the appropriate information as indicated by red ellipses and click Export. In Photoshop when you click Export, a second dialog box comes up that prompts you to name your image and direct it to where you want to save it.



If you use software other than Lightroom or Photoshop, consult your owner's manual for instructions to save your image in the correct size, color space, and format.

Please direct any questions you have to **Ask Auntie** at [PCPhotoClubNewsletter@gmail.com](mailto:PCPhotoClubNewsletter@gmail.com).

African Gray-crowned Crane, taken by Dennis Morgan during PCPC outing December 8 at Ceronix in Auburn.



© Dennis Morgan

# Getting to Know Jack Bachelder

Jack Bachelder, the creative mind behind the double exposure image on page 3 (and also Photo of the Year on page 2) has been a photographer for decades.



You can see by the twinkle in his eye that he still has that creative spark and his images reflect his humorous outlook on photography and life in general. He is a self-described adrenalin junkie who thrives on meeting challenges head first. Nowadays, Jack limits those challenges to

finding new and interesting ways to make photographs, but in the past, he sometimes was part of the challenge. Jack said he was a "Hell on Wheels" riding his motorcycle and driving a Model A Ford in places other than streets. His continued curiosity about what a specific photograph might look like, got him to enlist a friend to use Jack's Argus C3 to photograph him as he careened around a corner and over an embankment he knew would tip over the Model A. Days after the derring-do, which required the pair to walk back to town to get help to right the car, the developed film only showed Jack as he clamored out of the car, not the intended photograph of the car as it tipped onto two wheels. I'm pretty sure Jack did his own photography after that disappointing outcome.

And he kept working on his concept, something we all need to do to continue to move forward with our photography. He sent me this image of his Model A tipping to one side with the help of a large stone. It's not quite the same as a shot of Jack careening around a corner and tipping over while driving but it illustrates that he didn't give up after one disappointing outcome



After high school, Jack joined the Navy. He was a member of the occupying forces in post war Japan, 3

years after the devastating atom bombs were dropped, effectively putting an end to World War II. His fascination with photography remained and he brought his beloved Argus C3 with him on his deployment to Japan. He was sent to Nagasaki where the second of the two atom bombs was dropped. He managed to sneak his camera with him into the city and he documented some of the devastation he witnessed there. He was still using Kodak color Kodachrome slide film which he sent back home to be developed. His family mem-



bers, who had the film developed for him, wondered what he might be doing to the film, as the colored film developed as an eerie orange cast. My first thought on seeing them was to believe this may have been the result of radiation in Nagasaki but I've looked into it a little and, apparently, it was not uncommon for processors to do it incorrectly to mess up the colors or to use outdated chemicals to save money for developing. I'm told that radiation would have rendered the film blank but it is still fascinating to consider what that film (and Jack) was subjected to during that time.

After his stint in the Navy, Jack stayed on at Miramar Naval Base in San Diego as a civilian employee driving crash trucks at the naval base. There he continued to use his camera to document what happened on the base including some of the horrific airplane accidents he drove first responders to. As an adrenalin junky, Jack thrived on this kind of work but he eventually settled down a bit, married and had a family. His various employment opportunities kept him traveling back roads that others feared to drive on. Eventually, he divorced and he went into food service where he drove a food truck to various sites with a cook preparing the food. One day, his cook called in sick and a substitute was eventually found. "A skinny redhead"

Jack told me. But that skinny red-head turned out to be the love of his life, the late Pam Bachelder, who many of us knew when she also belonged to this camera club. Despite severe vision impairment she took and submitted creative images. Pam and Jack moved to the Auburn area many years ago after he retired from food service and grocery store management.

Jack's grown children both live in Sweden with his grandchildren so visits to Sweden have become a routine part of his life. Many of the images Jack has submitted over the years were taken in Sweden. He confessed to me, though, that he probably won't be taking a camera with him anymore. He has discovered

that his iPhone does a pretty decent job of documenting his travels and the newest phones have incredible cameras so he doesn't feel the need to carry camera gear with him.

Many of the images he has submitted over the years are in the altered reality category. His creations have won awards at various places, including right here in this camera club. He continues to create fascinating, thought-provoking, and sometimes downright weird images but what fun it is to see what's on Jack's mind! And the icing on the cake! Jack won **Photo of the Year 2023** so he's obviously still on top of his game.

### Here are a few more images from the creative mind of Jack Bachelder.



# 2023 Annual Competition Results (continued from page 2)

## Wild Nature—1st, 2nd, and 3rd place



**1st Place Wild Nature**  
**Black-collared Hawk Grabbing Fish Pantanal Brazil by Don Goldman**



**2nd Wild Nature**  
**Curious Pine Marten**  
**by Carol Smith**

**3rd Wild Nature**  
**Great Egret on Display**  
**by Carol Smith**




© Carol Smith

## People—1st, 2nd, and 3rd place



**1st Place People**  
**Musical Kids by Mike Schumacher**

**2nd People**  
**Sofia at 19 months**  
**by Mary Nunes**



© Mary Nunes

**3rd People**  
**Boy in Portugal**  
**by Dennis Morgan**



©Dennis Morgan

**Altered Reality—1st, 2nd, and 3rd place**



**1st Place Altered Reality  
Horse Head Sketch by Karen Wyatt**



**2nd Altered Reality  
Mythical Bird Return-  
ing Hatching Egg to  
Nest  
by Don Goldman**

**3rd Altered Reality  
Phantom Wolf  
by Jack Bachelder**



**1st Place Domestic Nature  
Eye of a Cat by Mary Nunes**



**2nd Domestic Nature  
Red-eyed Tree Frog  
by Mary Nunes**

**3rd Domestic Nature  
Praying Mantis  
by Robert Chaponot**



## Travel—1st, 2nd, and 3rd place



**1st Place Travel**  
**Istanbul Grand Bazaar by Pam Kappelhof**



**2nd Travel**  
**A Canal in Venice, Italy**  
**by Yvonne Carter**



**3rd Travel**  
**Escape from Winter**  
**by Dennis Morgan**



## Photojournalism—1st, 2nd, and 3rd place




**Ron Nabity made it a clean sweep in Photojournalism,**  
**taking 1st Place with his image "Taking a Breather," 2nd Place with**  
**"Finish Line" and 3rd Place with "Armstrong Time Trial."**  
**Way to go, Ron!!**




## Landscape—1st, 2nd, and 3rd place



**1st Place Landscape**  
**Red Rocks and Asphalt**  
by Mike Schumacher



**2nd Landscape**  
**Lamoille Canyon**  
by Daphne Hallas



**3rd Landscape**  
**The Redwood Grove**  
by Nanette Means



## Sunset and the Hunter's Moon—October 28, 2023

PCPC's new Activities Coordinator Pam Kappelhof is keeping members on their toes with lots of fun activities that are already fond memories and more in the planning stages for the coming year. The Sunset and Hunter's Moon event on October 28, held at Pam's five acre home in Foresthill with its stunning views of the North Fork of the American River and the Canyon, was the first in person PCPC photography event since the pandemic! The photo-shoot was a great success. All who attended had a good time and it was a great time for club members to socialize in person again as well as take photos. Here are a few of the photos that Dennis Morgan and Pam Kappelhof took that evening.



© Dennis Morgan




© Dennis Morgan



© Dennis Morgan



© Pam Kappelhof



© Dennis Morgan

## PCPC Annual Picnic - November 2, 2023

Who holds a picnic on a Thursday in the fall? The PCPC does, that's who and it was a rousing success. The weather cooperated; Mike Schumacher was the guest of honor; and it turns out our Webmaster Dennis Morgan is also our Grillmaster who grilled hotdogs to perfection! To top it off, Larry Martinelli arrived in style in one of his classic cars. Photos by Truman Holzclaw.



## PCPC Outing to Ceronix and Van Howd Sculpture Gallery, Auburn - December 8, 2023



# Club Details

## How to Contact Us

Next mtg: January 16, 2024

**Website:**

<https://placerphotoclub.org>

**Email:**

placercameraclub@gmail.com

**Newsletter:**

PCPhotoClubNewsletter@gmail.com

**Meetings:**

Date: 3rd Tuesday of Month

Time: 6:30 PM

Place: Beecher Room,  
Placer County Library  
350 Nevada St, Auburn

Zoom: Details in meeting reminder email

**PCPC Board Members (As of 1/1/24):**

President ----- Dick Bosworth  
Veep & WebMaster----Dennis Morgan  
Secretary-----Liz Staats  
Treasurer-----Mary Nunes  
Member at Large      Mike Schumacher

Non-voting Board Members:

Activities Coordinator--Pam Kappelhof  
Newsletter Editor-----Carol Smith

### Dues

**Single: \$24/year**

**Couple: \$36/year**

Dues are payable in January and are delinquent as of March 1. Delinquent members cannot participate in club activities or image reviews and your images will disappear from the website. Pay at meeting or mail a check payable to Placer Camera Club. See Membership Application and Renewal form below.



## 2024 Membership Application & Renewal Form

Name(s): \_\_\_\_\_

Street Address: \_\_\_\_\_

Mailing Address (if different): \_\_\_\_\_

Email Address(s): \_\_\_\_\_

Phone: \_\_\_\_\_

Annual dues are \$24 for a single member and \$36 per couple

Make checks payable to "Placer Camera Club"

Turn in the form and payment at the meeting or mail it to:

**PLACER COUNTY PHOTOGRAPHY CLUB**  
c/o: Mary Nunes  
13040 Windsong Ct  
Auburn, CA 95602